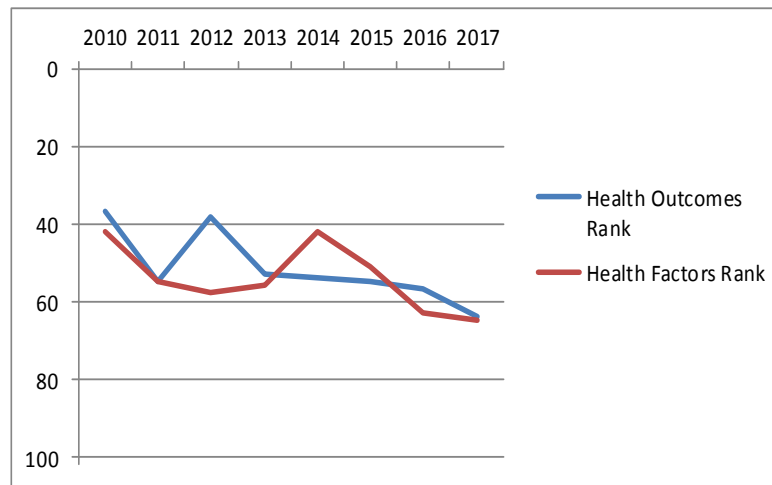


Reno County's 2017 Health Ranking

Background

Every year, the Robert Wood Johnson Foundation and the University of Wisconsin Population Health Institute use a predetermined set of measures to rank the counties in Kansas by health outcomes and health factors. A similar process is used across the nation to rank states relative to one and other and to rank counties within other states. There are 102 Kansas counties ranked in 2017. Of these, Reno County ranks 64th for Health Outcomes and 65th for Health Factors. You can find Reno County's full ranking information [here](#).

History of Reno County's Health Rankings



How Health is Measured

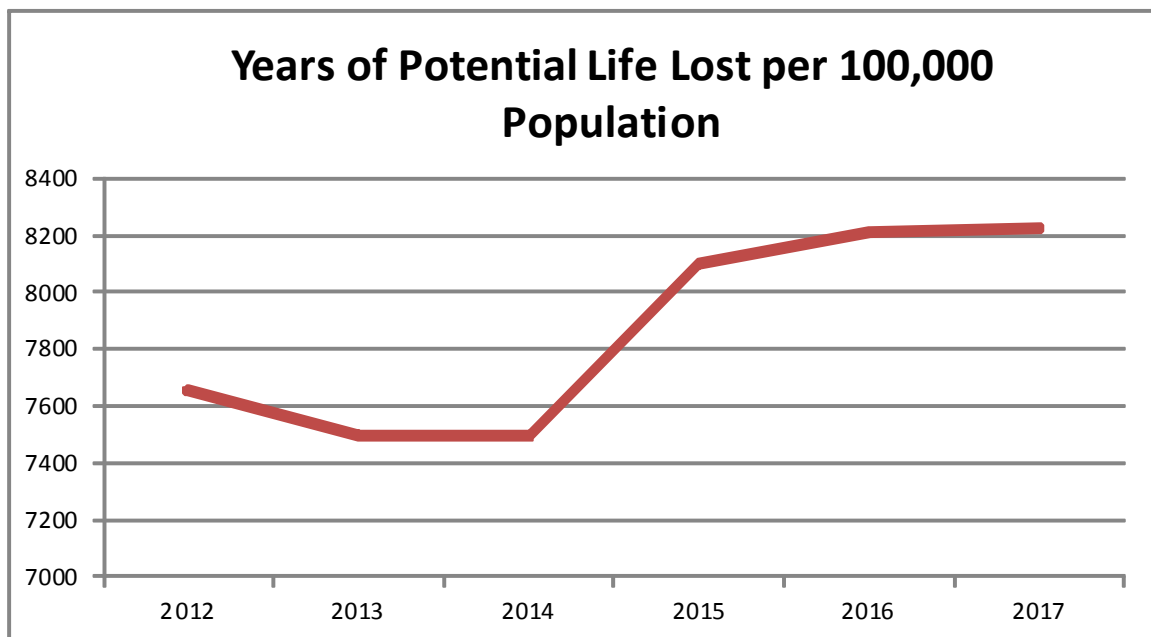
The Health Outcomes rank is determined by combining a measure for length of life with four measures for quality of life. The length and quality measures each have an equal part in determining a county's Health Outcomes score. The Health Factors rank uses many more measures from different areas to track the variety of sectors that impact health. These measures contribute to scores for health behaviors, clinical care, social and economic environment and the physical environment. This data comes in different forms from different sources, so a [Z-score](#) is used to show how the counties relate to one another.

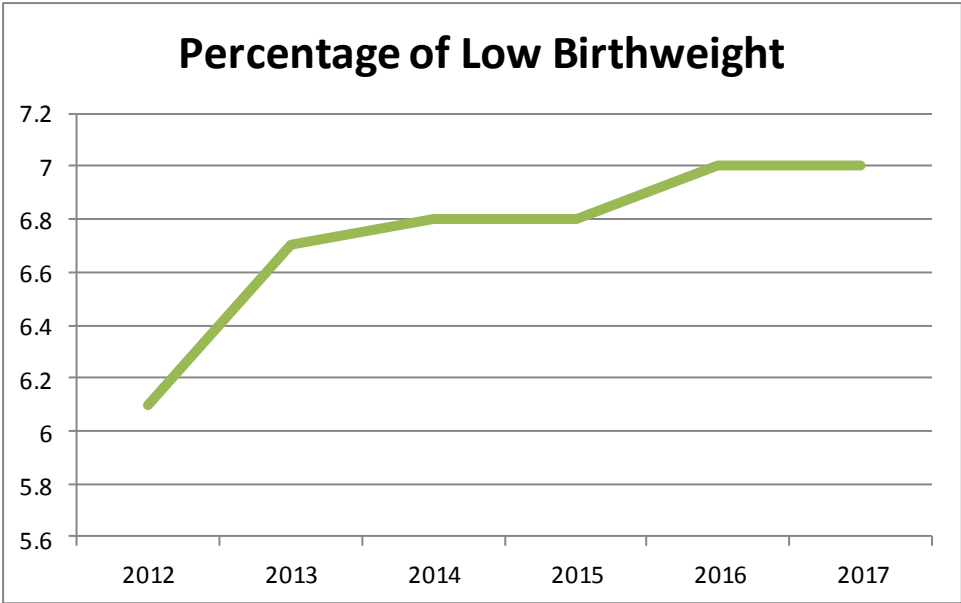
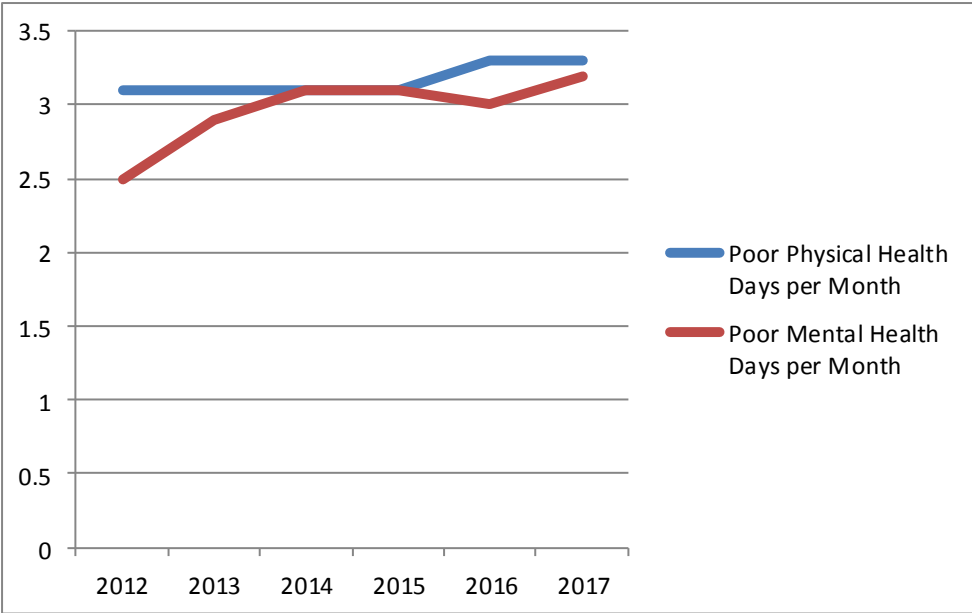
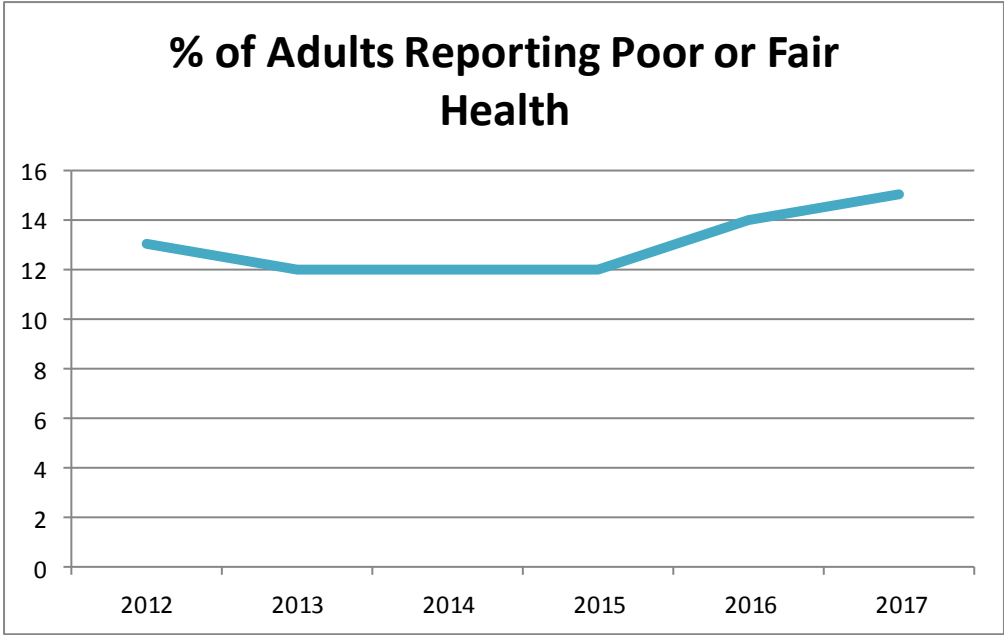
The Measures

The Kansas Health Institute creates a one page [report](#) of the rank for each measure for each county in Kansas. This report does not include the actual data, but rather just how the county compares to the other counties in Kansas each year. The Kansas Health Institute also includes a list of the drivers within each group that had the greatest impact on a county's rank. The measures of adult obesity and smoking, violent crime and unemployment had a negative impact on Reno County's Health Factor ranking, while preventable hospital stays had a positive impact on this rank. The measures of premature death, low birth-weight, and poor mental and physical health days had a negative impact on Reno County's Health Outcomes ranking, while percentage of adults who report fair or poor health had a positive impact. The ranked measure data is available from the Robert Wood Johnson Foundation every year when the rankings are listed. This enables a county to look at their actual measure data instead of just how they compare to other counties. This is especially useful in trending these measures over time for comparison. The Robert Wood Johnson Foundation also makes available additional measure data that is collected throughout the year. This data is not used in the ranking process because it is not applicable or available for all counties. Analysis of this unranked data can be used on an individual basis to get a more complete picture of the health of the community.

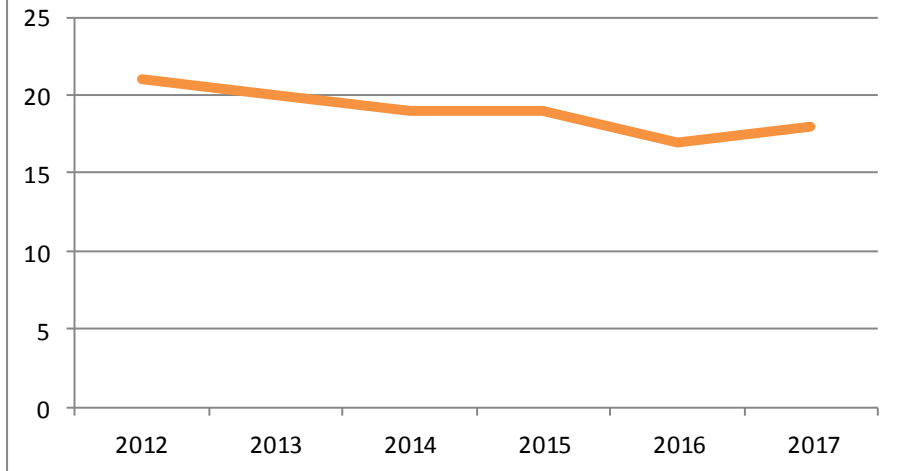
A Look Back at the Past Five Years

Below you will find five years of key measure value for Reno County. Please note that most of the values for 2017 are based upon data that was collected in 2013-2015. Because of the processes involved in systematic data collection at state, local and federal levels, population statistics such as these are generally reported one to several years after the data is collected.

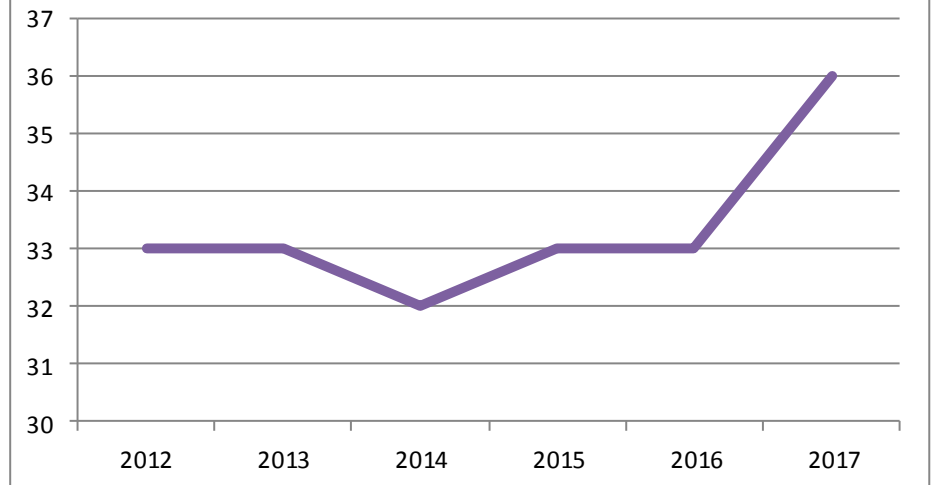




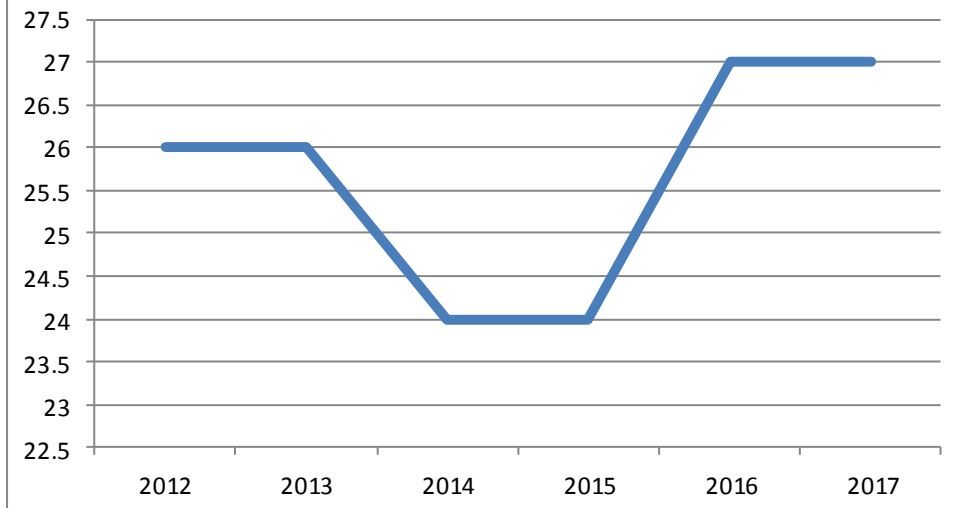
Percentage of Adult Smokers



Percentage of Adult Obesity



Percentage Physically Inactive



Public Health In Reno County

In 2016, a group that represents the health system in Reno County conducted our second [Community Health Assessment](#). Based on the results of that assessment, the [Community Health Improvement Plan](#) was created to identify the areas of greatest need that impact the health of the residents of Reno County. Obesity and mental health were identified as priority areas for our community and the Community Health Improvement Plan serves as the strategic plan for the public health system in Reno County.

The Reno County Health Department also recently underwent an internal strategic planning process as well. As a result of this process, the Health Department created a new vision and mission:

Vision: Reno County Residents are living long and health lives

Mission: To provide leadership to improve the health of Reno County Residents

The Health Department recognizes that it is one of many organizations in the community who do work that impact the public's health. The Health Department works to provide strategic support to our public health system and provide guidance and technical assistance in population health work. Heal Reno County is the health coalition that is doing a large portion of the work of making Reno County a healthier place. This coalition is made up of broad representation from across the county and the diverse sectors of organizations within our communities. Heal Reno County workgroups focus on the following areas: Healthy Eating, Healthy Kids, Tobacco and Substance Free Living, Vitality Team (opportunities for physical activity), Worksite Wellness, and Healthcare.

Data collected and reported through the County Health Rankings and Roadmaps will be used by these groups to assess progress towards the goals identified within the Community Health Improvement Plan and revisit and reassess priorities and objectives as needed. To learn more about Heal Reno County, the work that it is doing, or to find meeting times, please visit www.healrenocounty.org.

If you have questions, comments or concerns about any of the information contained in this document, please contact the Reno County Health Department at (620) 694-2900.

Sources:

University of Wisconsin Population Health Institute. *Calculating Scores and Ranks, 2017.*

University of Wisconsin Population Health Institute. *County Health Rankings, 2017.*

Kansas Health Institute. *Reno County Data Sheet, 2017.*